

## MUDARABAH INVESTMENT ACCOUNT - TERM FUND-i

### Fund Performance Report for the Quarter Ended 31 March 2017

Dear Valued Investment Account Holder (IAH),

We are pleased to present the following fund performance report for the quarter-ended 31 March 2017.

#### FUND INFORMATION

##### Type of Product

- This is an unrestricted investment account known as Mudarabah Investment Account under the Term Fund-i, where the customers provide the Bank with the mandate to invest in the Bank's selected portfolio of Shariah compliant assets, which may provide customers with potentially higher returns.

##### Applicable Product

- General Investment Account-i (GIA-i)

##### Type of Investors

- Individual
- Small & Medium Enterprises (SME)
- Business Banking (BB)
- Global Banking (GB)

##### Fund Inception

- 16 July 2015

##### Fund Investment Objectives

- The Fund's objective is to preserve capital while providing stable returns through low to moderate risk investments

##### Fund Investment Strategy

- The Fund will be invested in a blended portfolio of the Bank's assets
- This is a low to moderate risk investment to achieve capital preservation and steady returns

##### Profit Distribution Frequency

- Monthly

##### Valuation

- The Bank will perform valuation of the underlying assets of the Fund in accordance with the Malaysian Financial Reporting Standards ("MFRS") which will be carried out on a monthly basis

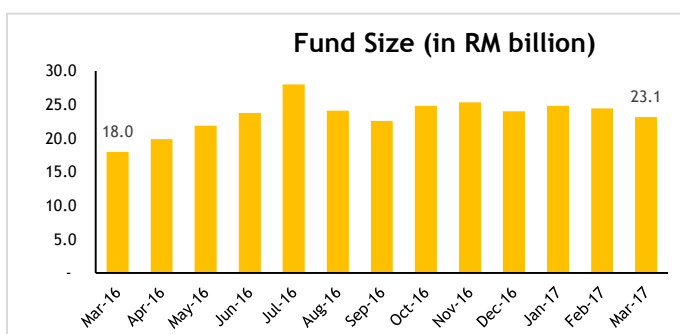
##### Other Information

- For fees, charges and other details on the product, please refer to [www.maybank2u.com.my](http://www.maybank2u.com.my)

#### FUND PERFORMANCE

##### Fund Size and Growth

As at March 2017, the Term Fund-i balance was recorded at RM 23 billion, 29% year-on-year growth from RM 18 billion in March 2016.



#### FUND PERFORMANCE

##### Asset Allocation

The fund is invested in a portfolio of the Bank's retail and non-retail assets<sup>1</sup> and the asset allocation for the past two quarters is as per the table below. The asset allocation is within the stated investment objective and strategy.

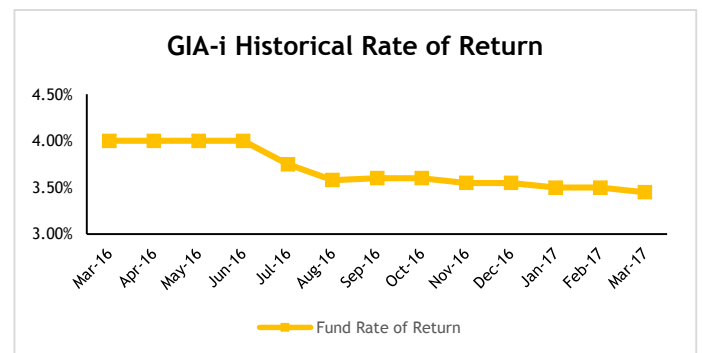
Type of Assets	GIA-i		GIA-i Campaign	
	Dec 2016	Mar 2017	Dec 2016	Mar 2017
Retail	88%	88%	89%	90%
Financing				
Non-Retail	12%	12%	11%	10%
Financing				
Marketable Securities	-	-	-	-
	100%	100%	100%	100%

Notes:

<sup>1</sup>Retail assets consist of Unit Trust, Automobile, Home, Personal and Credit Card Financing while non-retail assets consists of SME Term and BB Term Financing

##### Rate of Return of GIA-i

Based on the performance of the underlying assets, the rate of return to customers recorded an average of 3.81% p.a. since the Fund's inception and an average of 3.48% p.a. for 1Q 2017.



Period	16 Jan 2017 to 15 Feb 2017	16 Feb 2017 to 15 Mar 2017	16 Mar 2017 to 15 Apr 2017
Fund Rate of Return to IAH Profit Sharing Ratio (PSR) (IAH: Bank)	3.50% p.a. 70:30	3.50% p.a. 70:30	3.45% p.a. 70:30

Notes:

1. The fund rate of return represents the net rate of return to the IAH and is computed based on the following formula:

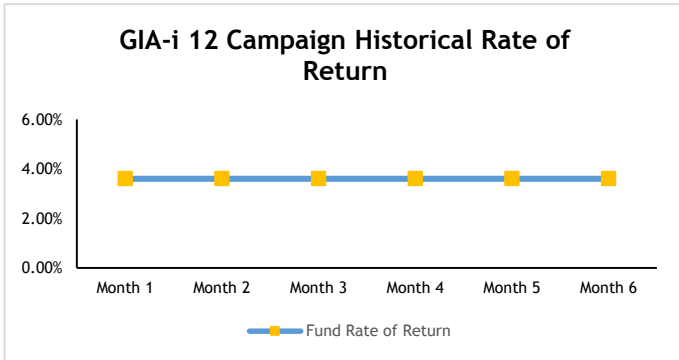
$$\text{Rate of Return} = (\text{Total Income} - \text{Impairment Allowances}) * \text{PSR}$$

2. Past performance is not reflective of future performance

## FUND PERFORMANCE

### Rate of Return of GIA-i 12-month Campaign ("GIA-i 12")

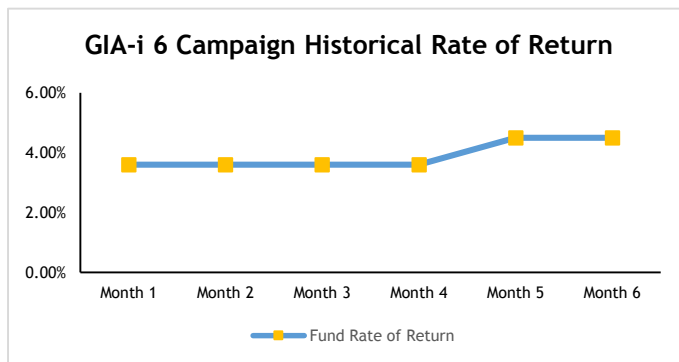
This section is applicable for customers who have made placement under the GIA-i 12 campaign from 16<sup>th</sup> October 2016 until 31st March 2017.



Month	1	2	3	4	5	6
Fund Rate of Return to IAH	3.60% p.a.	3.60% p.a.	3.60% p.a.	3.60% p.a.	3.60% p.a.	3.60% p.a.
PSR	70:30	70:30	70:30	70:30	70:30	70:30

### Rate of Return of GIA-i 6-month Campaign ("GIA-i 6")

This section is applicable for customers who have made placement under the GIA-i 6 campaign from 16<sup>th</sup> October 2016 until 31st March 2017.



Month	1	2	3	4	5	6
Fund Rate of Return to IAH	3.60% p.a.	3.60% p.a.	3.60% p.a.	3.60% p.a.	4.50% p.a.	4.50% p.a.
PSR	70:30	70:30	70:30	70:30	80:20	80:20

#### Notes:

- The fund rate of return represents the net rate of return to the IAH and is computed based on the following formula:  
Rate of Return = (Total Income - Impairment Allowances) \* PSR
- Past performance is not reflective of future performance

## MARKET OUTLOOK

Malaysia's real GDP growth is expected to see a slight expansion in growth to 4.4% in 2017 (2016: +4.2%) underpinned by sustained consumer spending, stronger growth in public and private investments and a rebound in Government consumption expenditure. Growth in public and private investments will be driven by the rollout of existing and new major infrastructure and investment projects. The Overnight Policy Rate (OPR) is also expected to remain unchanged at 3.00% in 2017 aimed at supporting domestic demand. Loans and financing growth for Malaysia has tapered further to 5% - 5.5% in 2016 from 7% - 8% in 2015, on the back of easing household loans growth. The Bank's financing growth is expected to be in line with Islamic industry financing.

Source: Maybank Islamic Berhad Financial Statements for the quarter ended 31 Mar 2017